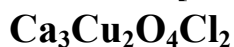


Supporting information

Orbital selection of the double [CuO₂] layer compound



JianFa Zhao^{1,2}, LiPeng Cao¹, WenMin Li^{1,2}, Jun Zhang^{1,2}, GuangYang Dai^{1,2}, Shuang Yu^{1,2}, QingQing Liu¹, XianCheng Wang¹, GuoQiang Zhao^{1,2}, YaTing Jia^{1,2}, Lei Duan^{1,2}, YouWen Long^{1,2,3}, Hong-Ji Lin⁴, Chien Te Chen⁴, Liu-Hao Tjeng⁵, ZhiWei Hu⁵, RunZe Yu^{1*}, and ChangQing Jin^{1,2,3*}

¹Institute of Physics, Chinese Academy of Sciences, Beijing 100190, China;

²School of Physics, University of Chinese Academy of Sciences, Beijing 100049, China;

³Songshan Lake Materials Laboratory, Dongguan 523808, China;

⁴“National” Synchrotron Radiation Research Center (NSRRC), Hsinchu 30076, China;

⁵Max-Planck Institute for Chemical Physics of Solids, Dresden 01187, Germany

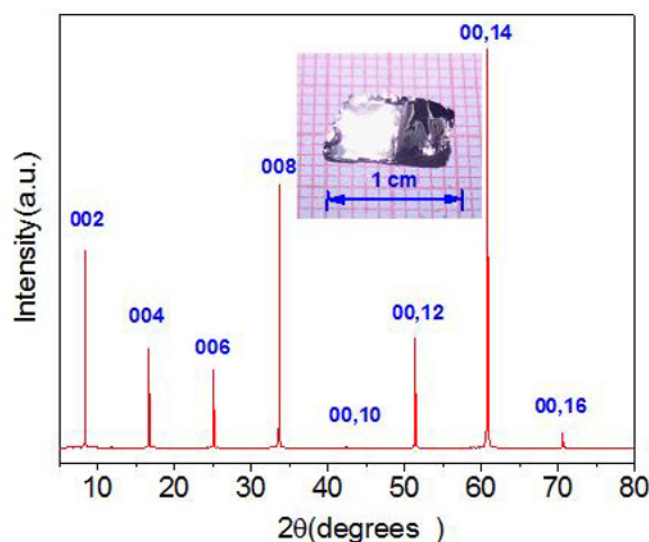


Figure S1 X-ray diffraction patterns along the c -axis of a $\text{Ca}_3\text{Cu}_2\text{O}_4\text{Cl}_2$ single crystal.




Figure S2 SEM image of a $\text{Ca}_3\text{Cu}_2\text{O}_4\text{Cl}_2$ single crystal.